



## Quick Fix Repair Kit


Part No.	Hose ID	Pipe Thread	Thread Seal
GT-5342	3/8	3/8	No
GT-5343	3/8	1/2	No













### Swivel Hose End Kits

Part Number	Replaces Tectran No.	Thread
GTA-5342	70-31402	3/8" NPTF
GTA-5343	70-31403	1/2" NPTF

### A New Solution for Repairing Damaged Rubber Air Lines



Including	Two nylon shells provide corrosion resistant to improve air system life 	One brass fitting with NPTF thread and coating provides tight connection 	One assembly ring offers a tight crimping. 	One wrench offers a easy installation and reduce residual torque. 	One nylon hose barb takes a strong grasp to the rubber hose. 
Assembly	<b>Step 1.</b> Cut off the damaged end of the hose. Position hose end on the inside groove of the shell. 	<b>Step 2.</b> Insert the brass fitting into the lock shell. 	<b>Step 3.</b> Assemble the other side of the shell onto the brass fitting and the hose. 	<b>Step 4.</b> Slide the assembly ring over the shell to its final position on the shell. 	<b>Step 5.</b> Insert nylon barb into the fitting, turn and push it with the wrench until flush inside the fitting. 

#### Notice:

1. Greasing the nylon barb before inserting it into the fitting.
2. Check final assembly visually to insure that hose has not shifted position during assembly.

## Heavy Duty Drain Valve

GT-5300

- 60" cable with 1/4" pipe thread (includes brass valve and cable)  
Replaces Phillips Part No. 12-820



## NYLON TUBE CUTTER

GTA-SC1



Part Number	Description	Replaces Tectran
GT-5256	Nylon Tube Cutter	SC-1